

2017 Economic Impact Report



Tribal Membership

- 2,144 Enrolled Members
- 302 Elders (55+) that received a distribution

Charitable Contributions

- \$38,980.26

2%

State Compact Net Win
Distributions to Local
Governments

Total: \$449,179.03
Superior Township, Bay Mills
Township, Chippewa County, and the
Ambulance Service were each given
\$112,294.76

Employment

Bay Mills Indian Community Tribal Government and Enterprise Operations



Affiliation

Total
Payroll



**Total
Employees:**

664

**BMIC Tribal
Members : 343**

Other: 321

**Total Wages Paid:
\$17,990,753.74**


**Total Benefits Paid:
\$5,117,926.67**

Taxes Withheld

**Federal: \$1.83
Million**

State: \$428,254

Bay Mills Community College



- 67 Full Time Employees/39 Native American (27 are BMIC members)
- 17 Part-Time, On Campus Adjuncts/9 Native American/ (1 is a BMIC member)
- 17 Part-Time Student Employees/10 Native American
- BMCC Employs 101 individuals, not including on-line staff

2017 Economic Impact Report



Bay Mills Ellen Marshall Memorial Health Center

Pharmacy, which
serves Native and
non-Native
population,
generated \$1.5
million in sales

1,876 Medical Clinic patients served
1,909 Dental Clinic patients served

218 Behavioral Health Clients
189 Substance Abuse Program Clients

- 7,790 Medical Center patient visits
- 4,612 Dental Clinic patient visits

Approximately \$4 million was received from third party billing for medical, dental, pharmacy, and behavioral health services.

Bay Mills Housing Authority inventory

51

Mutual Help Homes

Lease to own

32

Apartments

30

Fair Market Houses

No income restrictions and open to tribal
and non-tribal members to rent


48

Single-family homes

2017 Economic Impact Report



Education



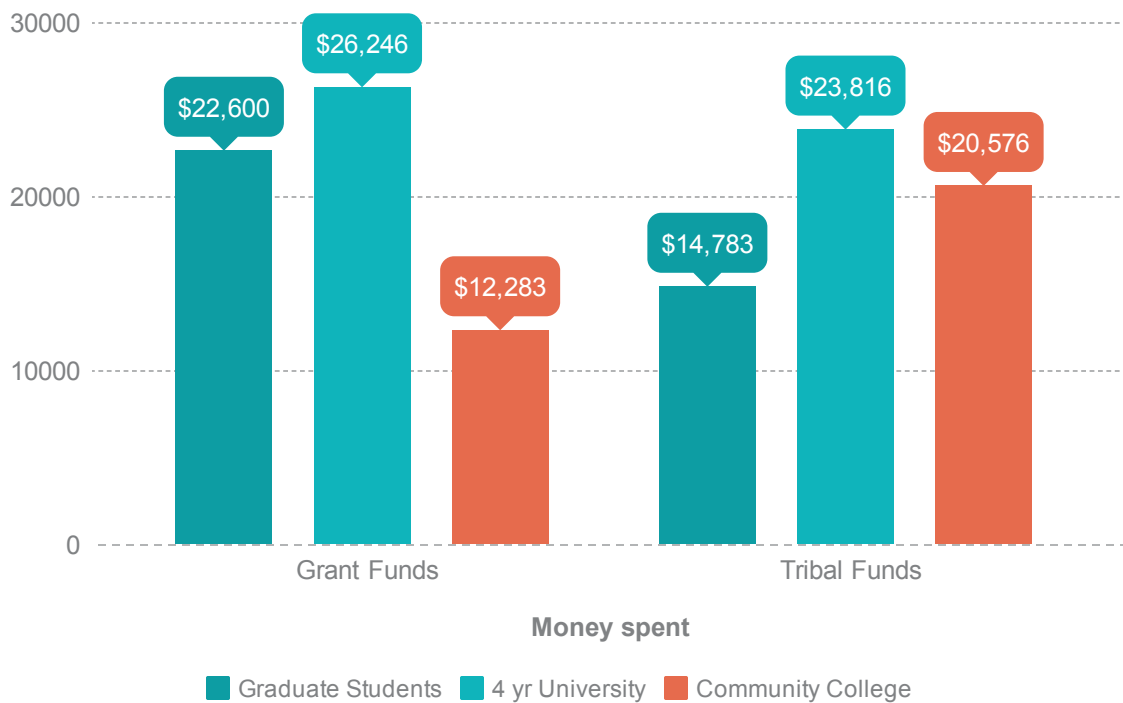
20

- 103 Students receiving the Education Incentive
- 18 Members attending graduate school
- 34 Members attending 4-yr university
- 51 Members enrolled in community college

Higher Ed Graduates in 2017

3 Graduate Degrees
 4 Undergraduate Degrees
 13 Associate Degrees/Certificates

Financial Support for Education



2017 Economic Impact Report



Boys & Girls Club of Bay Mills

- Total registered Club members ages 5-19 for Brimley, Bay Mills, and CAMP sites = **363**
- Bay Mills Tribal Members = **150**
- Native members, Other Tribal Affiliation = **94**
- Other (Caucasian, Asian, African American, Other) = **119**

Bay Mills Child Development Center

Head Start (preschool age 3 & 4 year olds) is funded at 36 slots-currently full
◦ 31 children are Tribal or children of Tribal members

Early Head Start (infants and toddlers) is funded at 40 slots and is also full.
◦ 38 are Tribal or children of Tribal members

BMCDC currently employs 23 people and has 1 vacancy.

- 1 Full time Center Director Position (BMIC Tribal Member) Position that is 88% funded by ITC and 12% funded by BMIC via monthly reimbursement to ITC

Six (6) Full time Head Start employees with benefits (1 Vacant position)

- Positions are 97.5% funded by ITC and 2.5% funded by BMIC
- Two (2) are BMIC Tribal Members

12 Full time Early Head Start employees are full time with benefits

- Positions are 95% funded by ITC and 5% funded by BMIC
- Five(5) are BMIC Tribal Members
- Two (2) Parent and/or Spouse of BMIC Tribal Members

One (1) Full time Coordinator/Supervisor Position (BMIC Tribal Member)

- Position is on ITC payroll but is 100% Bay Mills funded, reimbursed to ITC

Two (2) Part time employees (29 hours or less) without benefits

- Positions are on ITC payroll but are 100% Bay Mills funded, reimbursed to ITC
- Both are Tribal members
- One is on on-call sub
- Position is on ITC payroll but is 100% Bay Mills funded, reimbursed to ITC
- Tribal member